


100% Job Guarantee In IT


- ✓ Government Registered Training Institute
- ✓ Current Industry Syllabus
- ✓ Industry-Ready Prep Course With 100% Job Guarantee
- ✓ 100% Project Oriented Training From Basics
- ✓ Unlimited Interviews And Internship Support
- ✓ Individual Focused Training
- ✓ Suits For Fresher, Experienced, Non-IT
- ✓ Check Our  YouTube Videos Before Choosing Us



OUR TRAINEES GOT PLACED IN



.....Still
Counting



ABOUT US!

Payilagam, the **Best Software Training Institute In Chennai With 100% Placement Guarantee**, has been shaping successful IT careers with over **13+ Years Of Experience**. We provide real-time, industry-focused training led by **Experienced Professionals** from the IT industry, ensuring you gain practical skills that companies actually need. Our courses include **HTML, CSS, JavaScript, React, Java, Python, PostgreSQL, GitLab, And WordPress**, designed to make you job-ready from day one. At Payilagam, we don't just teach, we guide you step-by-step towards your career with our **100% Job Guaranteed Courses**, helping you confidently step into the IT industry.




OUR INFRASTRUCTURE



www.payilagam.com



+91 8344 777 333



info@payilagam.com

OUR LATEST PLACEMENTS



Megha **BE AI (2025)**

ML DATA ASSOCIATE ROLE 1



Sasireka **MSc. CS (2025)**

ASSISTANT SYSTEM ENGINEER



Divya Bharathi **BE ECE (2026)**

SOFTWARE ENGINEER



Ramya **B.E. CSE (2025)**

DATA ANALYST



Vidhya Varshini
B E Aeronautical (2025)

WEB DEVELOPER



Deenadhayalan **BSc CS (2025)**

TECHNICAL SUPPORT ENGINEER



Dharshini E **B.E CSE (2025)**

FULL STACK DEVELOPER INTERN



Vimala G **BE ECE (2016)**

SOFTWARE ENGINEER



Ramesh **B.Com (2025)**

SOFTWARE ENGINEER



www.payilagam.com



+91 8344 777 333



info@payilagam.com

OUR LATEST PLACEMENTS



Sathish **MSc (2023)**

SOFTWARE ENGINEER



Ranjith **BSc Physics(2021)**

ANGULAR DEVELOPER



Bharath **MSc Maths (2021)**

ANGULAR DEVELOPER



Iyappan **MCA (2025)**

SOFTWARE ENGINEER



Bhuvana Sri R **B.E CSE (2025)**

SOFTWARE ENGINEER



Pavithra **MCA (2025)**

NETWORK ENGINEER



Keerthika **MCA (2025)**

REACT DEVELOPER



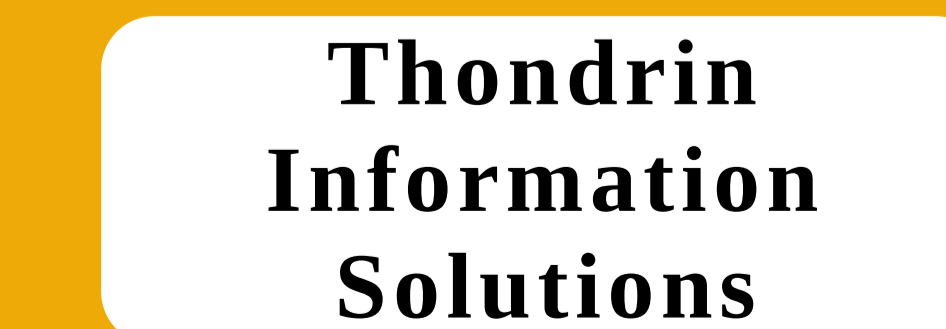
Vasanth S **B.E Mech (2021)**

SOFTWARE ENGINEER



Gayathri **BE CSE (2025)**


SOFTWARE ENGINEER



www.payilagam.com



+91 8344 777 333



info@payilagam.com

OUR LATEST PLACEMENTS



Vadivu Lakshmi G
MSc Chemistry(2018)

FULL STACK DEVELOPER INTERN



Ponvel M **BE CSE (2024)**

SOFTWARE ENGINEER

Thondrin
Information
Solutions



Uthaya **ME (2015)**

ANGULAR DEVELOPER



AJAY RAJA **B.Tech CSE (2025)**

DEVOPS ENGINEER INTERN



Ashok **BE ECE (2025)**

DATA ANALYST INTERN



Manikandan **B.Sc (2025)**

DATA ANALYST



Vigneshwaralingam
B.E CSE (2025)

SOFTWARE ENGINEER



Swetha.P **B.Sc CS (2025)**

SOFTWARE ENGINEER INTERN



Kavya S **BE CSE (2025)**


SOFTWARE ENGINEER INTERN



www.payilagam.com



+91 8344 777 333



info@payilagam.com

HTML & CSS

Project 1: Facebook / Instagram Login Page

- Introduction To HTML Syntax, Introduction To CSS
- Block-Level Vs Inline Elements
- Common Elements: `<div>`, ``, `<p>`, `<a>`, `
`, `<hr>` & So On
- Flex Properties, Input Types, Nesting Elements Correctly
- Basic Selectors: Element, Class, ID
- Grouping And Combining Selectors, Attribute Selectors
- Combinators: Descendant, Child (`>`), Adjacent Sibling (`+`), Sibling (`~`)

Project 2: Google Landing Page


- Global Attributes: Id, Class, Title, Style, Lang
- Ordered Lists: ``, ``, Unordered Lists: ``, ``
- Description Lists: `<Dl>`, `<Dt>`, `<Dd>`
- Data Specific Attributes: href, src, alt, type, value, placeholder
- Boolean Attributes: checked, disabled, readonly, required

Project 3: Forms Using HTML & CSS

- `<form>` Element And Its Attributes (action, method, etc.)
- Input Fields: `<input>`, `<textarea>`, `<select>`, `<option>`, `<button>`
- Fieldsets, Legends, And Labels
- Form Validation (required, pattern, minlength, maxlength)
- Understanding Content, Padding, Border, And Margin
- Using Box-Sizing: Border-Box
- Visualizing Box Dimensions With Dev Tools, Margin Collapsing

Project 4: Resume

- Creating Tables With `<Table>`, `<Tr>`, `<Th>`, `<Td>`
- Table Structure: `<Thead>`, `<Tbody>`, `<Tfoot>`
- Merging Cells With Colspan And Rowspan
- Table Accessibility And Semantics
- Nesting And Styling Lists
- Block, Inline, Inline-Block, None, Flex, Grid
- Visibility: Hidden Vs Display: None



HTML & CSS

Project 5: YouTube

- Introduction To Grid Layout
- Creating Columns And Rows Using Grid-Template-Columns And Grid-Template-Rows
- Placing Items With Grid-Column, Grid-Row
- Grid Gap, Alignment, And Nested Grids

Project 6: Product Card

- Static, Relative, Absolute, Fixed, Sticky
- Using Top, Right, Bottom, Left With Positioning
- Z-Index And Stacking Context
- Media Queries For Responsive Designs


Project 7: ILUGC Website

- Images: , srcset, alt, picture
- Video: <video>, controls, autoplay, loop, muted
- Audio: <audio>, controls, autoplay, loop, preload
- Embedding YouTube And Other Media
- Grid, Navigation Bar, Display Properties
- Mouse Hover Functionalities

Project 8: Portfolio Website

- Importance Of Semantic Elements For SEO & Accessibility
- Elements: <header>, <nav>, <main>, <section>, <article>, <aside>, <footer>
- When And Where To Use Semantic Tags
- Creating A Nav Bar, Internal Linking Multiple HTML Pages, Border Radius

*****Assignments Will Be Given After Each Module*****



JAVASCRIPT

Module 1: Variables And Date Types

- Understand Var, Let, And Const When And Why To Use Each
- Explore JavaScript's Powerful Dynamic Typing System
- Work With Strings, Numbers, Booleans, Null, Undefined, And More

Module 2: Operators & Logic

- Arithmetic, Assignment, Comparison, And Logical Operators
- Master The Building Blocks Of Computation And Condition

Module 3: Conditionals & Control Flow

- Decision-making with if, else, else if
- switch statement
- Ternary Operator
- Write clean, readable branching logic

Module 4: Loops & Iteration


- for, while, and dowhile Loops
- Introduction To forEach() For Working With Arrays

Module 5: Functions

- Function Declarations
- Function Expressions
- Arrow Functions: Cleaner Syntax, Smarter Scopes
- Parameters, Return Values, And Function Composition
- Call Back Function, Closure, Constructor Function

Module 6: Objects & Arrays

- Introduction To Object
- Nested Objects, Object Methods
- Create And Manipulate Object Literals
- Understand This In Different Contexts
- Work With Arrays: push, pop, shift, unshift, splice
- Use Powerful Array Methods: map(), filter(), reduce() for real-world data tasks



JAVASCRIPT

Module 7: Document Object Model (DOM)

- **Selecting Elements:** Use Document.getElementById, ClassName, tagName, GetElementsByClassName, GetElementsByTagName, QuerySelector & So On
- Change Text, Classes, Styles, Attributes, Creating New Elements, Removing Existing Elements Dynamically
- **Event Handling:** onClick(), onMouseHover(), onDoubleClick(), Add Event Listeners, & So On

Module 8: Asynchronous

- Synchronous
- Asynchronous
- Callback And Callback Hell
- Promise
- Async/Await
- Application Programming Interface (Fetch and Axios API)

PROJECTS

Project 1: Counter App

- Variables, Data Types, Operators
- Interaction With HTML Elements Using DOM

Project 2: Password Hide/Show

- Inputs Types, Interaction With HTML Attributes Using DOM
- Event Handling (onClick())

Project 3: RunAwayButton

- Learn Button And Positions, Interaction With CSS Using DOM
- Event Handling (mouseHover())

Project 4: Typing Speed Checking

- Interaction With HTML Input Box Using DOM
- Event Handling (onInput(), onChange()), Using Arithmetic Operators



JAVASCRIPT

Project 5: To-Do List With Local Storage

- Introduction To Local Storage
- Storing And Retrieving Data
- Creating, Updating, And Deleting HTML Elements Dynamically
- Interaction With CSS (text-decoration)

Project 6: Image Slider

- Functions
- Conditional Statements, Looping
- CSS Positioning
- Event Handling, Basic Animations

Project 7: Calculator

- Use Inbuilt Functions
- Creating Attractive Calculator UI
- Operators, Conditional Statements, Mouse Hover Animations

Project 8: Form Validation


- Conditional Statements, Form Attributes, Event Handling
- Interaction With CSS Using DOM
- Validating Inputs Using Conditional Statements

Project 9: Weather Application

- Fetching Weather Data Using API
- Learn Asynchronous Functions
- Getting Data From JSON as Key And Value
- Using Array Methods: map, forEach
- Sending HTTP Requests

Project 10: Product Card

- Fetching Product Data Using API, Learn Asynchronous Functions
- Adding Features Like Add To Cart Button
- Looping Through Array Methods
- Event Handling (onClick(), onMouseHover())



REACT JS

Module 1: React Fundamentals

- What Is React? Why React?
- SPA Vs MPA
- Setup Using Vite Or Create React App
- JSX Syntax And Rules
- Functional Components
- Props And Component Reusability
- Conditional Rendering
- Lists And Keys

Module 2: State Management With Hooks

- useState, useEffect, useRef, useContext
- State Lifting
- Form Handling With Controlled Components

Projects: Counter Application, Password Hide/Show, Typing Speed Check

Module 3: React Router (V6+)


- BrowserRouter, Routes, Route
- Link And NavLink
- Nested Routing
- Dynamic Routing With URL Params
- UseNavigate And Programmatic Routing

Projects: Multi Page Web App, Toggle Theme

Module 4: Working With APIs

- HTTP Methods And REST Principles
- Using Fetch And Axios, API Calls With useEffect
- Handling Loading, Error, And Empty States
- Search And Filtering From API Data

Projects: Weather App, E-Commerce Web App



REACT JS

Module 5: Advanced Hooks

- UseReducer For Complex State Management
- UseMemo And UseCallback For Optimization
- Custom Hooks
- Debouncing And Throttling With Hooks

Projects: Form Validation

Module 6: Global State Management

- Understanding Prop Drilling
- Context API With Custom Hooks
- Redux Toolkit: Slices, Store, UseDispatch/UseSelector, Async Thunks
- React Query / TanStack Query (Bonus)

Projects: Quiz Application

Module 7: Styling In React

- CSS Modules
- Tailwind CSS
- Styled-Components
- Responsive Design Strategies

Module 8: Code Optimization & Best Practices

- Component Reusability, React.Memo And Pure Components
- Lazy Loading And Code Splitting Using React
- Lazy And Suspense
- Error Boundaries, Folder Structure And Naming Conventions

Module 10: Deployment & DevOps Basics

- Building React Apps For Production
- Hosting On Netlify, Vercel, Or GitHub Pages
- Using Environment Variables (.Env)
- Introduction To CI/CD Using GitHub Actions
- Above Project Will Be Hosted Using Vercel



“ OUR TRAINEES GOT PLACED IN ”

Connect With Us!



www.payilagam.com



+91 8344 777 333

+91 8883775533



info@payilagam.com



No: 7, 1st Main Rd,
BHEL Shakthi Nagar,
Vijaya Nagar,
Velachery, Chennai,
Tamil Nadu 600042